

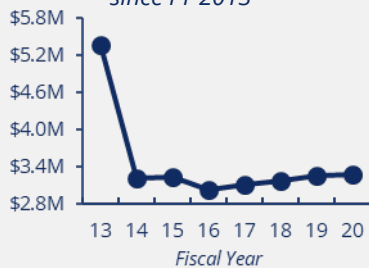


HOSPITAL PREPAREDNESS PROGRAM

COLORADO

HPP FUNDING

39% decrease in funding
since FY 2013



HIGHLIGHTS

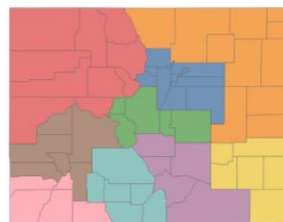
- The health care coalitions (HCCs) in Colorado (CO) focused on response to the COVID-19 pandemic, improving regional and statewide situational awareness and information sharing across hospitals, long-term care facilities, community health centers, and emergency management.
- CO created 4 alternate care sites (ACS) to manage care of patients recovering from COVID-19 and reserve intensive care unit (ICU) beds for critical patients, but managed patient loads within the hospitals during 2020.

SPOTLIGHT ON RESPONSE

Denver Health responded to the spring surge of COVID-19 cases by creating an innovative Virtual Hospital at Home Program to care for non-critical patients. The program relied on primary care providers and nurses to monitor patients at home. Patients were given a pulse oximeter, blood pressure cuff, and thermometer to monitor vitals and were called twice daily. This program, which averaged 30-35 patients daily, helped avoid hospitalizations for high-risk patients, reduced the length of stay for hospitalized patients, and freed up ICU beds for patients with severe cases.

COVID-19 RESPONSE

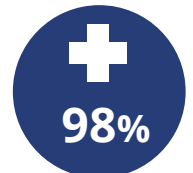
- CO's involvement in HPP's Ebola Preparedness and Response Activities Cooperative Agreement greatly aided in the readiness of their health care systems to address COVID-19.
- When COVID-19 hit, one Denver paramedic reported that their EMS team received training on donning/doffing personal protective equipment (PPE) and was ready and able to fit test the entire Paramedic Division for N95s.
- Interagency relationships among CO's health systems helped to protect health care workers and prevent additional infection spread.



9

Health Care Coalitions

HCC CORE MEMBER PARTICIPATION



of acute care hospitals



of emergency medical services



of public health agencies



of emergency management agencies

NATIONAL SPECIAL PATHOGEN SYSTEM

1

Regional Ebola and Other Special Pathogen Treatment Center

2

Special Pathogen Treatment Centers

FY19 end-of-year data, HCC count, and map as of 6/30/2020. Participation rate equals # of HCC member organizations divided by the total # of organizations in CO.