

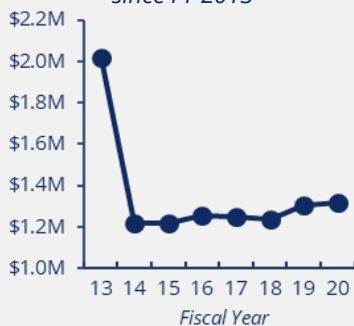


HOSPITAL PREPAREDNESS PROGRAM

IDAHO

HPP FUNDING

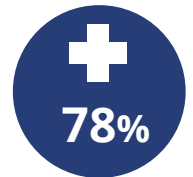
35% decrease in funding
since FY 2013



HIGHLIGHTS

- HPP Ebola Preparedness and Response Activities funding has allowed assessment hospitals in Idaho (ID) to work with state health care coalitions (HCCs) through annual exercises that assess and enhance capabilities, such as information sharing and health care system preparedness.
- The Idaho Department of Health and Welfare (DHW) worked with local public health, emergency management, emergency medical services (EMS), health care, and legal partners statewide to develop the Idaho Crisis Standards of Care (CSC) Plan.

HCC CORE MEMBER PARTICIPATION



of acute care hospitals



of emergency medical services



of public health agencies



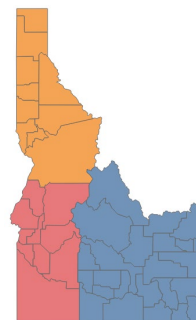
of emergency management agencies

SPOTLIGHT ON PREPAREDNESS

In August 2019, ID participated in the Crimson Contagion National Functional Exercise. Outcomes of this exercise include: (1) successful activation of the ID Public Health Incident Management System; (2) improved coordination between the state, HCCs, and local public health districts to determine and implement statewide mitigation strategies and protective actions for health care staff and patients; (3) identification of the need for public messaging and risk communication processes for a pandemic/influenza response.

COVID-19 RESPONSE

- The COVID-19 pandemic and associated response impacted ID's health care system preparedness and demanded that hospitals troubleshoot real-time supply shortages in real time.
- ID's HPP joined the Coronavirus Long-term Care Strike Team. This collaboration was established in March 2020 by the DHW to identify and execute immediate actions aimed at addressing the challenges associated with protecting ID's aged population from exposure to the coronavirus.
- ID experienced an increase in Medical Reserve Corps (MRC) volunteers in 2021. In 2020, 720 new MRC volunteers were registered. Over 1,000 new volunteers have already registered in 2021.



3

Health Care Coalitions

FY19 end-of-year data, HCC count, and map as of 6/30/2020. Participation rate equals # of HCC member organizations divided by the total # of organizations in ID.