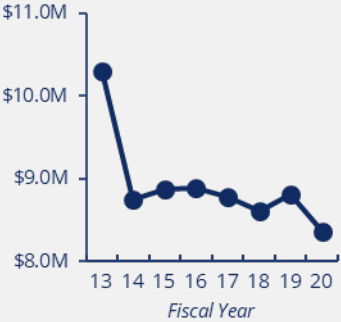


# HOSPITAL PREPAREDNESS PROGRAM

# ILLINOIS

## HPP FUNDING

**19% decrease in funding**  
since FY 2013



## HIGHLIGHTS

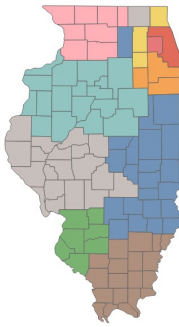
- Approximately 595 public and private partners are represented in 10 regional health care coalitions (HCCs), which come together in Illinois to incorporate joint planning with health care, public health, and other jurisdictional partners and to maximize program effectiveness.
- The Illinois Department of Public Health (IDPH) uses an all-hazards approach to mitigate new and emerging threats.
- IDPH will continue to maximize coordination and communication with emergency management agencies and other partners to reduce the impact of COVID-19.

## SPOTLIGHT ON PREPAREDNESS

The Northwest Illinois Preparedness and Response Coalition (NIPARC) established the Allied Provider Group (APG) subcommittee prior to COVID-19 with the primary purpose of engaging key stakeholders that historically were not included in health care preparedness planning. APG involved members in networking, decision making, resource sharing. Non-traditional partners increased organizational preparedness and regulatory survey readiness. APG collaboration during COVID-19 helped divert 11+ congregate living facility evacuations and reduced further collapse of health care infrastructure.

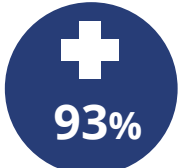
## COVID-19 RESPONSE

- IL used a centralized hub-and-spoke model to push out ultra-cold vaccines from the Receipt, Store, and Stage (RSS) sites to regional HCCs to local health departments through coordination with partners throughout the state, including emergency management agencies and local law enforcement.
- IL dispersed personal protective equipment (PPE), ventilators, and other supplies to maximize resource distribution throughout the state.
- IL streamlined the IDPH Incident Command Structure to manage ongoing COVID-19 response activities.



**10** Health Care Coalitions

## HCC CORE MEMBER PARTICIPATION



of acute care hospitals



of emergency medical services



of public health agencies



of emergency management agencies

FY19 end-of-year data, HCC count, and map as of 6/30/2020. Participation rate equals # of HCC member organizations divided by the total # of organizations in IL.