

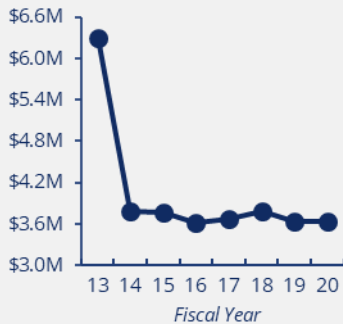


# HOSPITAL PREPAREDNESS PROGRAM

# MISSOURI

## HPP FUNDING

**42% decrease in funding**  
since FY 2013



## HIGHLIGHTS

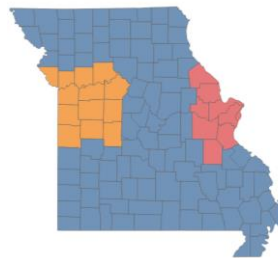
- Missouri (MO) uses HPP funding to maintain its health care coalitions (HCCs) with 24/7 coverage, a state recovery plan, and behavioral health strike teams and crisis counseling.
- MO Department of Health and Senior Services (MDHSS) set up community COVID-19 testing sites throughout MO to increase testing numbers and employed MDHSS staff from all divisions to assist with contact tracing and case management.
- MO developed an online portal and dashboard for health care providers to request personal protective equipment (PPE) resources stored at MO warehouses.

## SPOTLIGHT ON RESPONSE

MO used Show-Me Response (an online registration and credentialing system) to support COVID-19 related medical surge needs. MO sent over 40,000 targeted messages to inform and recruit medical volunteers. Requests for assistance were received and met for agencies across the state, including the Missouri Disaster Medical Assistance Team (MO DMAT-1), rural hospitals, local health departments, and county emergency management directors. Challenges included the pressing need not to draw medical staff away from health care facilities, exposure to COVID-19, and competition across the country.

## COVID-19 RESPONSE

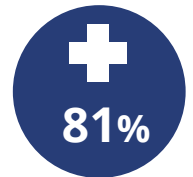
- MO created a state health call center to answer all questions concerning COVID-19 from providers, businesses, and the public.
- The state purchased 500 portable ventilators, which were distributed to hospitals during COVID-19 surges, as needed.
- MO developed a statewide command and coordination system called the COVID Fusion Cell (CFC) to respond to the COVID-19 pandemic, including all state agencies involved in response and recovery efforts.
- MO collected wastewater samples from congregate facility sewer outfalls to test for mRNA and monitor COVID-19 outbreaks.



3

**Health Care  
Coalitions**

## HCC CORE MEMBER PARTICIPATION



of acute care hospitals



of emergency medical services



of public health agencies



of emergency management agencies

FY19 end-of-year data, HCC count, and map as of 6/30/2020. Participation rate equals # of HCC member organizations divided by the total # of organizations in MO.