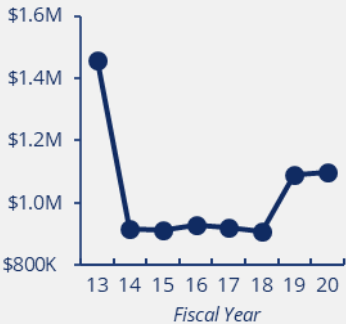


# HOSPITAL PREPAREDNESS PROGRAM

# MONTANA

## HPP FUNDING

**24% decrease in funding**  
since FY 2013



## HIGHLIGHTS

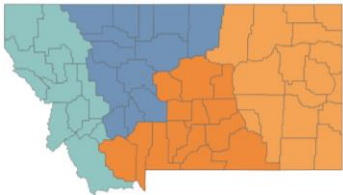
- Montana (MT) encompasses over 147,000 square miles (over 94 million acres) with approximately one million residents and just over 3,000 hospital beds statewide.
- MT is primarily considered frontier, making patient care and transport processes difficult between communities.
- The MT health care coalitions (HCCs) use information-sharing platforms, which allows the distribution of essential elements of information and situational awareness across all HCCs, as well as with the MT Dept of Public Health and Human Services (DPHHS).

## SPOTLIGHT ON PREPAREDNESS

MT focused on improving communication and participation in HCCs in 2020. Regional HCCs communicated real-time information sharing of best practices and challenges using the Capability Assessment Tool. Ongoing meetings of the Regional Healthcare Coalition Executive Committees spread the word to hard-to-reach health care provider disciplines. A new Weekly HCC newsletter, along with the COVID-19 pandemic, encourage Emergency Support Function 8 (ESF-8) stakeholders to get involved. These communication pathways helped hospitals to load balance during surges of COVID-19 patients.

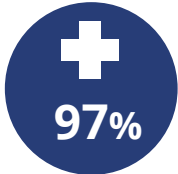
## COVID-19 RESPONSE

- DPHHS collaborated with MT Disaster and Emergency Services to coordinate the Emergency Operations Center (EOC) and Incident Action Plans for COVID-19 response.
- DPHHS activated departmental staff for a 24/7 call center to assist hospitals in transferring patients up- or down-channel.
- DPHHS determined locations and supplies for alternate care sites (ACS) to ease intensive care unit (ICU) burdens.
- MT rapidly fielded a new Volunteer Registry of Medical Professionals: 2,256 volunteers are currently enrolled and organizations with staffing shortages made over 99 requests for support.



**4** Health Care Coalitions

## HCC CORE MEMBER PARTICIPATION



of acute care hospitals



of emergency medical services



of public health agencies



of emergency management agencies

*FY19 end-of-year data, HCC count, and map as of 6/30/2020. Participation rate equals # of HCC member organizations divided by the total # of organizations in MT.*