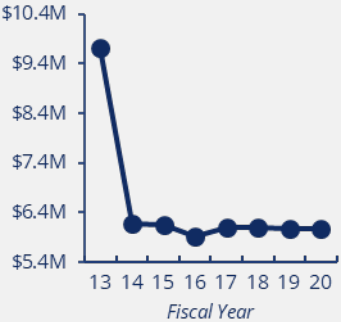


# HOSPITAL PREPAREDNESS PROGRAM

# NORTH CAROLINA

## HPP FUNDING

**37% decrease in funding**  
since FY 2013



## HIGHLIGHTS

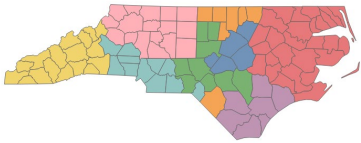
- North Carolina (NC) uses HPP funding to build its preparedness and response network serving over 10 million residents.
- NC increased capacity for patient video monitoring and communication pathways to ensure patient comfort and safety and the necessary transportation resources when dealing with high consequence pathogens.
- NC is uniquely positioned within the southeast to easily support other states with their State Medical Response System and has done so since Hurricane Katrina in 2005.

## SPOTLIGHT ON PREPAREDNESS

In Charlotte, NC, the 2020 Republican National Convention (RNC) was supported by several members of the Metrolina Healthcare Preparedness Coalition (MHPC). With the risks imposed by the COVID-19 pandemic, the MHPC had an expanded role in planning as compared to the previous convention, with more members engaged in improving the response to and recovery from major health emergencies. During the convention, MHPC partners administered attendee COVID-19 testing and coordinated contact tracing with the RNC Committee and the Mecklenburg County Health Department.


## COVID-19 RESPONSE

- NC's Hospital Preparedness Program led the long-term care staffing effort and coordinated staffing for COVID-19 vaccine clinics across the state.
- HCCs actively distributed supplies from a warehouse for personal protective equipment (PPE) and other medical supplies managed by the Healthcare Preparedness Program.
- NC's Hospital Preparedness Program holds biweekly calls for Hospital Emergency Managers, emergency medical services (EMS) agencies, and other health care leaders.
- HCCs host coordination calls across their regions to discuss response and vaccine efforts.



**8** Health Care Coalitions

## HCC CORE MEMBER PARTICIPATION



**100%**  
of acute care hospitals



**100%**  
of emergency medical services



**100%**  
of public health agencies



**100%**  
of emergency management agencies

FY19 end-of-year data, HCC count, and map as of 6/30/2020. Participation rate equals # of HCC member organizations divided by the total # of organizations in NC.