

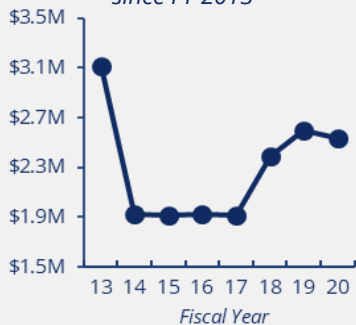


HOSPITAL PREPAREDNESS PROGRAM

NEVADA

HPP FUNDING

19% decrease in funding
since FY 2013



HIGHLIGHTS

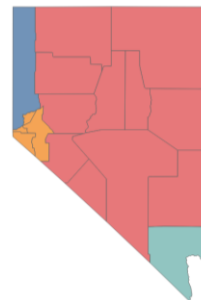
- Nevada’s (NV) Inter-Hospital Coordinating Council positively impacted eight core capabilities, including Critical Transportation, Operational Communications, Physical Protective Measures, and Situational Assessment, through a full-scale exercise and real-world events.
- NV strengthened partnerships with target populations by collaborating with the Aging and Disability Services Division and the Division of Welfare and Supportive Services at the state and local level; and by using HHS emPOWER Program data, including the new emPOWER COVID-19 toolkit, to identify at-risk populations.

SPOTLIGHT ON PREPAREDNESS AND RESPONSE

In Spring 2019, the NV state public health preparedness program used HPP funding to host its first Crisis Standards of Care (CSC) exercise. This exercise brought together a diverse set of emergency management and health care partners to engage in open and honest discussion on CSC planning. The moderators, ASPR Regional Emergency Coordinators, created discussion groups with representatives from various disciplines. On April 1, 2020, the Governor released Emergency Directive 011 to implement CSC, and the plan has been implemented in all NV hospitals at different and varying levels.

COVID-19 RESPONSE

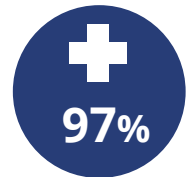
- NV hospitals improved their capacity to send samples to state labs and notification processes, including an after-hours agency epidemiologist.
- Resource requests for personal protective equipment (PPE), staff, and COVID-19 test kits for facilities were received and distributed. HCC partners also shared their own stocks of PPE with long-term care facilities (LTCF).
- NV hospitals used alternative and innovative models to reconfigure patient flow and/or transition to inpatient care. For example, one acute care hospital converted their parking garage into a negative air pressure alternate care site (ACS) for COVID-19 patients within 10 days.



4

Health Care Coalitions

HCC CORE MEMBER PARTICIPATION



of acute care hospitals



of emergency medical services



of public health agencies



of emergency management agencies

FY19 end-of-year data, HCC count, and map as of 6/30/2020. Participation rate equals # of HCC member organizations divided by the total # of organizations in NV.