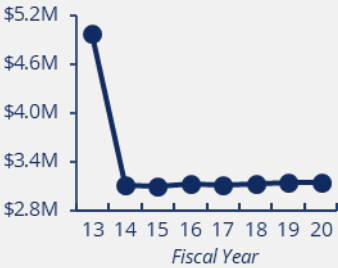


HOSPITAL PREPAREDNESS PROGRAM

SOUTH CAROLINA

HPP FUNDING

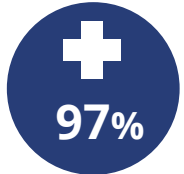
37% decrease in funding
since FY 2013



HIGHLIGHTS

- The South Carolina (SC) Health Care Coalition (HCC) State Advisory Committee assists state strategic planning and developed a sustainable funding mechanism that includes non-profit facilitation.
- Collaborating with the SC Hospital Association (HA), community health care providers, and local county and municipal jurisdictional partners, HCCs improve their emergency response relationships by implementing trainings to encompass the "Whole of Community" concept.

HCC CORE MEMBER PARTICIPATION



97%
of acute care hospitals



16%
of emergency medical services



100%
of public health agencies



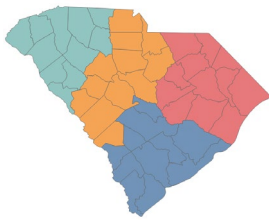
100%
of emergency management agencies

SPOTLIGHT ON PREPAREDNESS

The HPP Ebola Preparedness and Response Activities funding enhanced SC's overall response capability by supporting the Medical University of SC's transition from an Ebola assessment hospital to the state's only Special Pathogen Treatment Center. HPP funding also improved response capability for three of the state's former Ebola assessment hospitals. Each of the facilities has been able to acquire required equipment and supplies, and train and equip staff, including a designated Novel Disease Unit.

COVID-19 RESPONSE

- Early in the pandemic, the state activated its Incident Command Structure, which postured critical state agencies, the SC National Guard, SC Hospital Association, private industry, and federal partners to coordinate medical resources, information sharing, implementation of public health measures, and community education.
- The state implemented its emergency rapid hire policy which provided Incident Command staff to support operations.
- State Emergency Management (EM) provided medical contract staff to hospital providers to increase needed staffing support for patient surge and alternate care site (ACS) operations.
- SC made an Emergency Management Assistance Compact (EMAC) request with North Carolina to procure ventilator equipment.



4 Health Care Coalitions

NATIONAL SPECIAL PATHOGEN SYSTEM

1 Special Pathogen Treatment Center

FY19 end-of-year data, HCC count, and map as of 6/30/2020. Participation rate equals # of HCC member organizations divided by the total # of organizations in SC.