

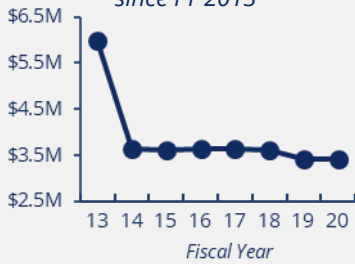


HOSPITAL PREPAREDNESS PROGRAM

WISCONSIN

HPP FUNDING

43% decrease in funding
since FY 2013



HIGHLIGHTS

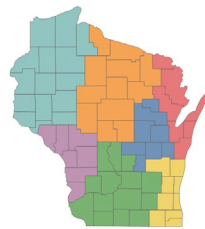
- Wisconsin (WI) used HPP funding for Ebola Preparedness and Response Activities to support key emergency response relationships among health care entities.
- Despite the exercise schedule being pushed back one year, HPP funding will continue to support planning efforts for the 2021 Dells/Delton Area Response Exercise Series (DARES).
- WI used EMResource to track hospital bed availability throughout the state during the COVID-19 response.

SPOTLIGHT ON PREPAREDNESS

Organizers of the 2020 Democratic National Convention (DNC) in WI leveraged HPP support to reduce the spread of COVID-19 and coordinate readiness across relevant health care systems. One of WI's seven Healthcare Emergency Readiness Coalitions (HERCs) worked with the Public Health Surveillance Work Group and regional hospitals to collect near real-time information about potential outbreaks and hospital capacity. DNC organizers leveraged pre-existing contact tracing systems and reduced duplication of efforts with the current WI COVID-19 response.

COVID-19 RESPONSE

- WI addressed staffing shortages by using hiring agencies, retired employees, volunteers, and the National Guard to undertake important infection control measures, including contact tracing, COVID-19 testing, etc.
- WI Department of Health Services (DHS) developed a vaccination task force in the standard Incident Command System with partners from at least four state agencies.
- WI DHS and National Guard created the Vaccination and Specimen Collection Action Team (VSCAT) to coordinate collection and mobile vaccination teams in tandem with local and tribal health departments and HERCs.
- WI used HPP COVID-19 funding to distribute fit testing kits throughout the state, which bolstered long-term care facilities' respiratory protection programs.



7

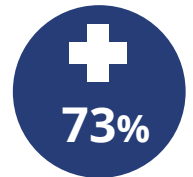
Health Care Coalitions

NATIONAL SPECIAL PATHOGEN SYSTEM

3

Special Pathogen Treatment Centers

HCC CORE MEMBER PARTICIPATION



of acute care hospitals



of emergency medical services



of public health agencies



of emergency management agencies

FY19 end-of-year data, HCC count, and map as of 6/30/2020. Participation rate equals # of HCC member organizations divided by the total # of organizations in WI.